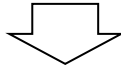


Committee procedure

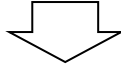
1. Delegates read out their policy statements at the start of the day

As policy statements are pre-prepared, this is a good ice breaker/ easy opportunity for beginners to speak



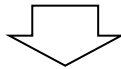
2. Skeleton resolution for the topic is presented – chairs will explain about amendments

Delegates will already have looked at the skeleton resolution in advance of the conference. They will have thought about amendments and brought printed copies of their amendments along, but could write them out now.

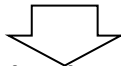


3. Delegates go into a period of lobbying

This involves talking to delegates of other countries to form alliances. Talk to countries who have a similar view as view and ask them to sign your amendment, or develop one together and submit it jointly.



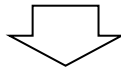
4. Chairs initially pick 5 clause/amendments to display (more may be picked later time permitting). Delegates will follow speaking procedure (see below) to debate as many amendments and clauses as time allows.



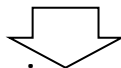
6. At the end of the committee session the chairs stop displaying amendments and clauses and move to vote on the new resolution as a whole.

Speaking procedure for an amendment or clause

1. Adding a clause or amendment to the skeleton resolution you must get a minimum 4 signatures on it in the lobbying period.



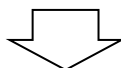
2. Submit your amendment to chairs



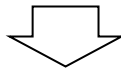
3. If yours is chosen, go up to speak for a maximum of two minutes to explain your reasoning for your amendment.

Once you have finished the chairs will ask you how you “yield”. You can yield three ways

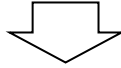
- a) **Yield to the Chair** - meaning you don't take questions
- b) **Yield to another delegate** - meaning you give up the rest of your time to another delegate (for example, someone who will support you and has signed your amendment – check with them beforehand)
- c) **Yield to questions or points of information** - meaning you welcome questions. The chairs will then pick 2-5 questions (time permitting) and you'll have to respond to them.



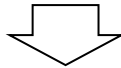
5. The chair will then ask for speakers for the amendment (usually 2 are chosen, again time permitting). Delegates raise their placards and a speaker is selected and repeats step 3.



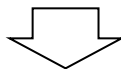
6. Step 5 is then repeated, only the chairs ask for speakers against the amendment.



7. The chairs then move into voting procedure for the clause/ amendment. Delegates cannot abstain from this, only from the resolution as a whole.



8. The chairs display next chosen clause/amendment and process of debate is repeated.



9. Finally, the resolution as a whole (now including any amendments that have been passed) is voted on.